



Transocean Ltd.

Simmons Energy Conference
August 28, 2014

Legal Disclaimer



The statements described in this presentation that are not historical facts are forward-looking statements within the meaning of Section 27A of the Securities Act of 1933 and Section 21E of the Securities Exchange Act of 1934. Forward-looking statements which could be made include, but are not limited to, statements involving prospects for the company, expected revenues, capital expenditures, costs and results of operations and contingencies and other factors discussed in the company's most recent Form 10-K for the year ended December 31, 2013 and in the company's other filings with the SEC, which are available free of charge on the SEC's website at www.sec.gov. Should one or more of these risks or uncertainties materialize, or should underlying assumptions prove incorrect, actual results may vary materially from those indicated. All subsequent written and oral forward-looking statements attributable to the company or to persons acting on our behalf are expressly qualified in their entirety by reference to these risks and uncertainties. You should not place undue reliance on forward-looking statements. Each forward-looking statement speaks only as of the date of the particular statement, and we undertake no obligation to publicly update or revise any forward-looking statements. All non-GAAP financial measure reconciliations to the most comparative GAAP measure are displayed in quantitative schedules on the company's web site at www.deepwater.com.

This presentation is being issued pursuant to and in accordance with Rule 135 under the Securities Act of 1933. Investors must rely on their own evaluation of Transocean Ltd. and its securities, including the merits and risks involved. Nothing contained herein is, or shall be relied on as, a promise or representation as to the future performance of Transocean Ltd.

This presentation does not constitute an offer to sell, or a solicitation of an offer to buy, any securities, and it does not constitute an offering prospectus within the meaning of article 652a or article 1156 of the Swiss Code of Obligations or a listing prospectus within the meaning of the listing rules of the SIX Swiss Exchange. Investors must rely on their own evaluation of Transocean Ltd. and its securities, including the merits and risks involved. Nothing contained herein is, or shall be relied on as, a promise or representation as to the future performance of Transocean Ltd.

- **Company Overview**
- **Market Overview**
- **Value Creation**
 - **Financial Flexibility**
 - **Capital Investment**
 - **Dividend**
- **Litigation Update**

Company Overview

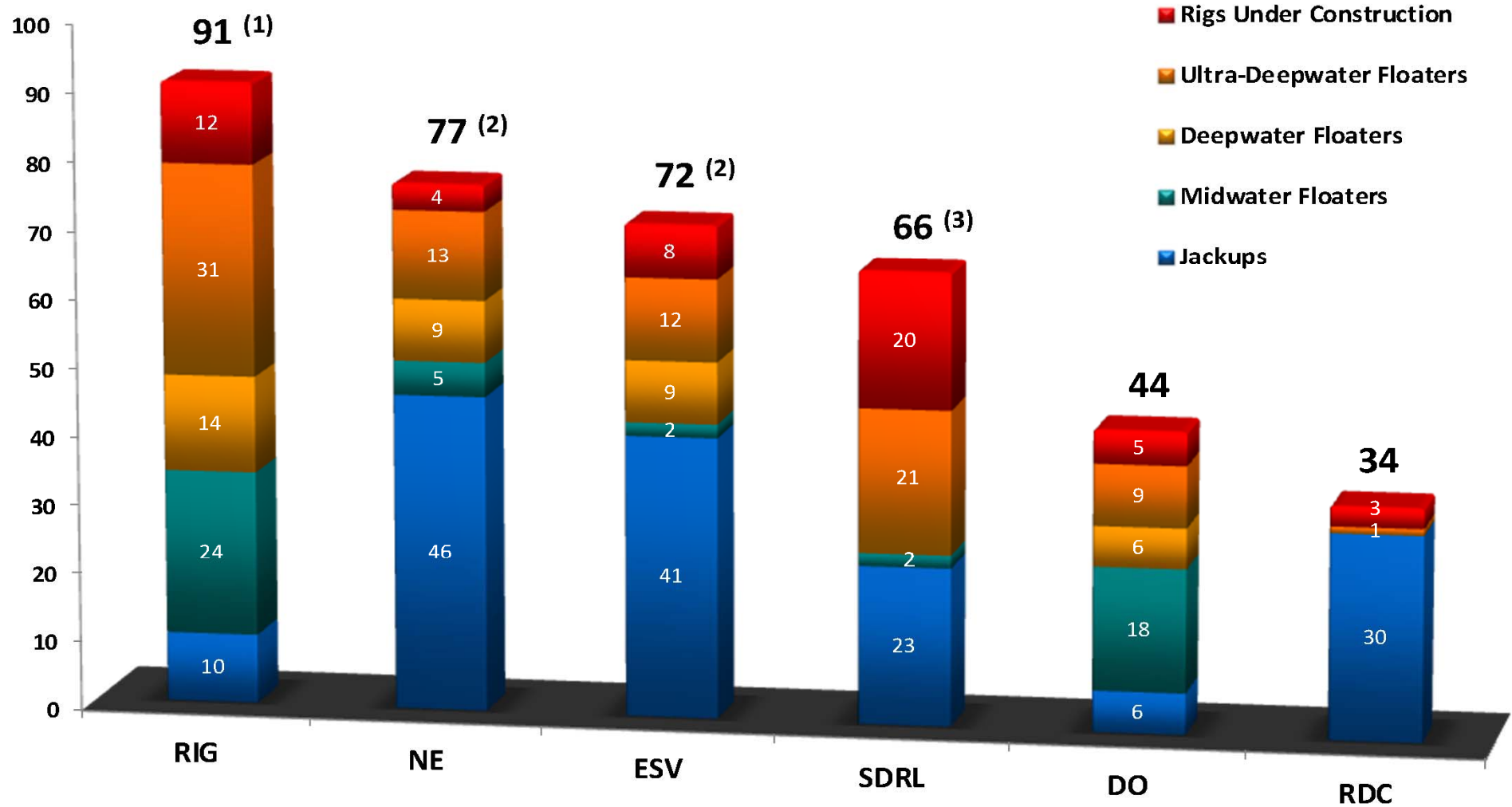
Industry Leader



- Premier position in ultra-deepwater market segment
- Largest fleet of high spec and midwater floaters
- Operates in most major markets worldwide
- Technical leader
- Significant relationships across the customer spectrum
- Size and technical capabilities create reinvestment opportunities

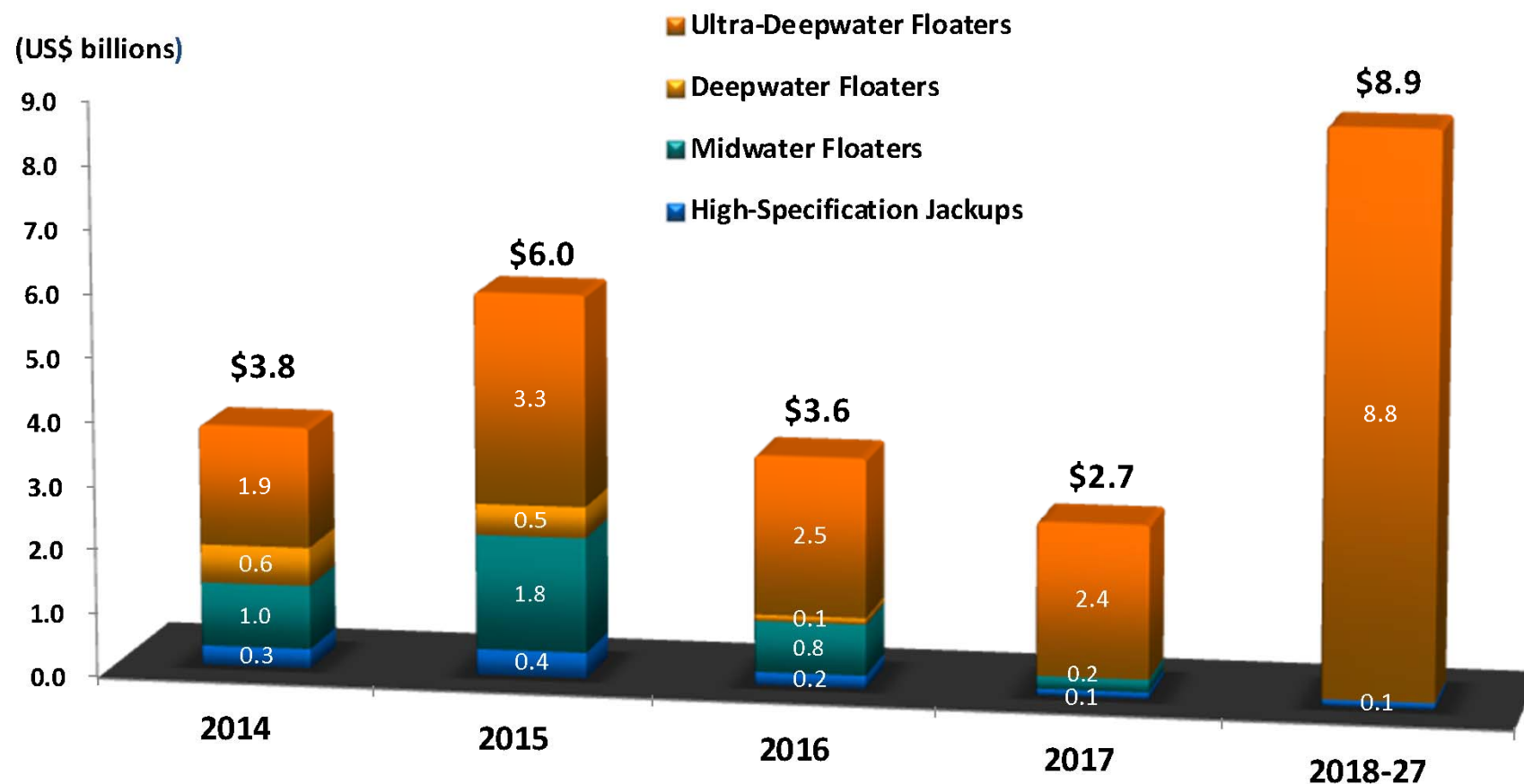
Company Overview

Largest Worldwide Rig Fleet



Company Overview

Strong Backlog



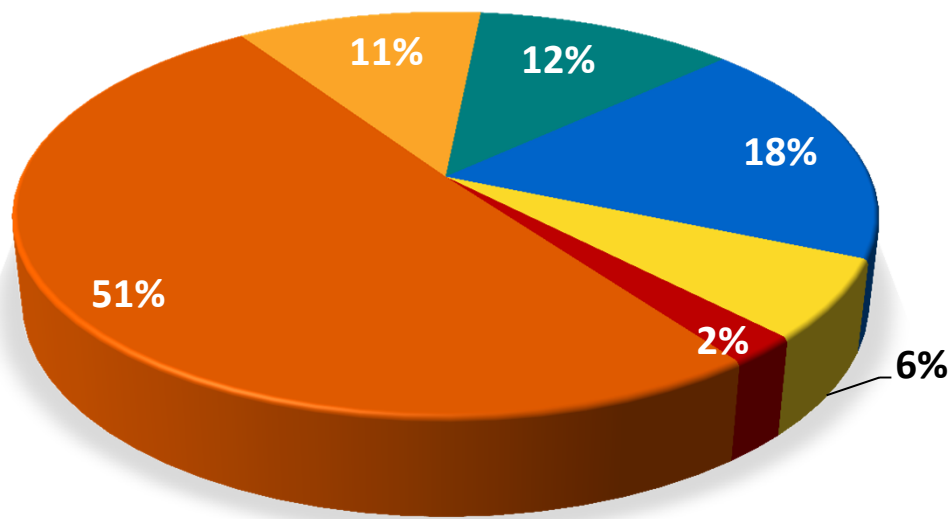
Total Backlog From Continuing Operations - \$25.0 billion⁽⁴⁾

Company Overview

Diversified Revenue Sources

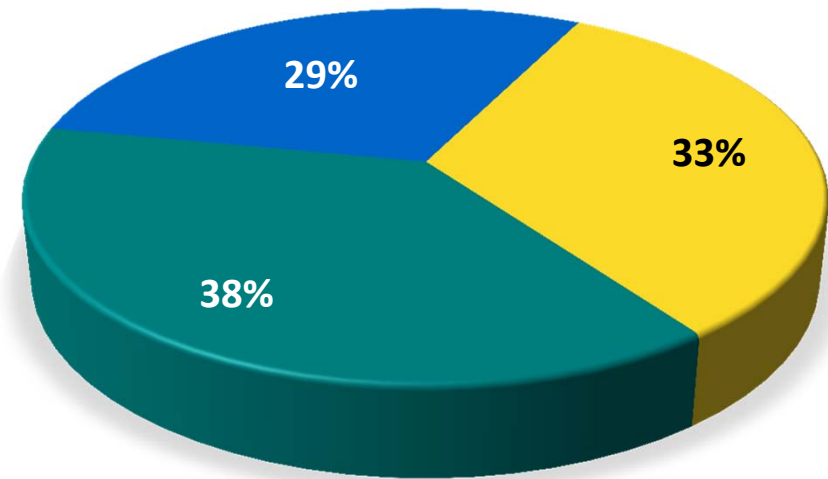


By Asset Class



- Ultra-Deepwater
- Deepwater
- Harsh Environment
- Midwater
- High-Spec Jackups
- Other

By Customer



- Integrated
- NOC
- Independent

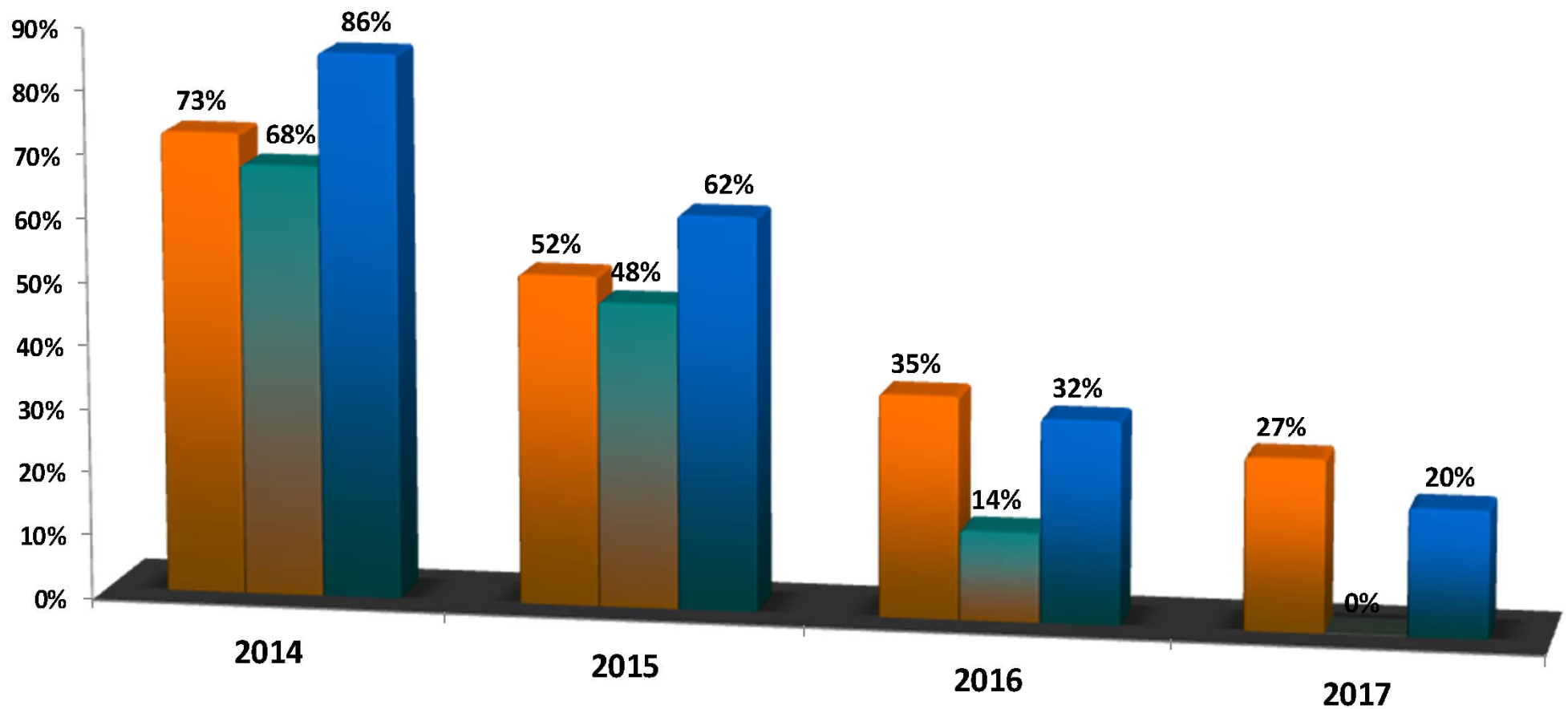
Revenues – YTD June 2014 - \$4.7 billion

Company Overview

Committed Fleet ⁽⁵⁾



■ High-Specification Floaters ■ Midwater Floaters ■ High-Specification Jackups



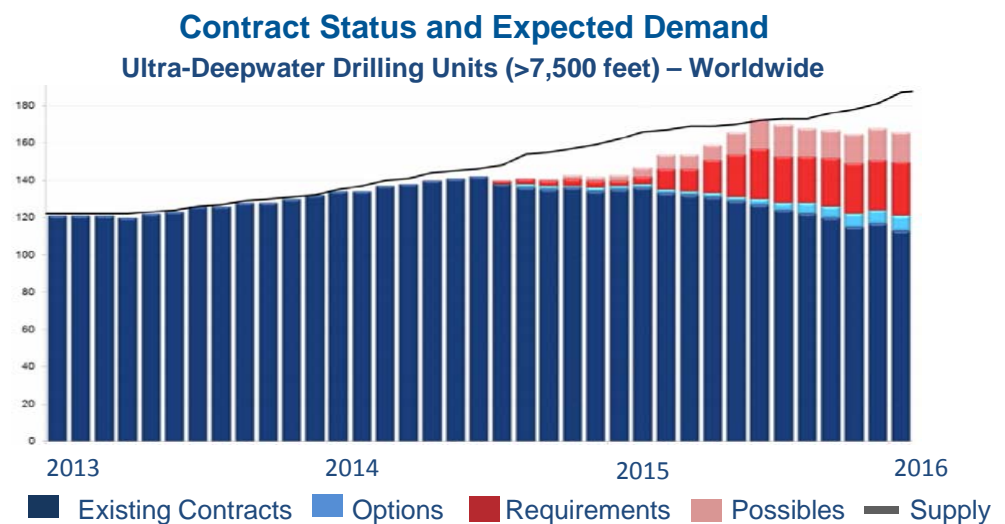
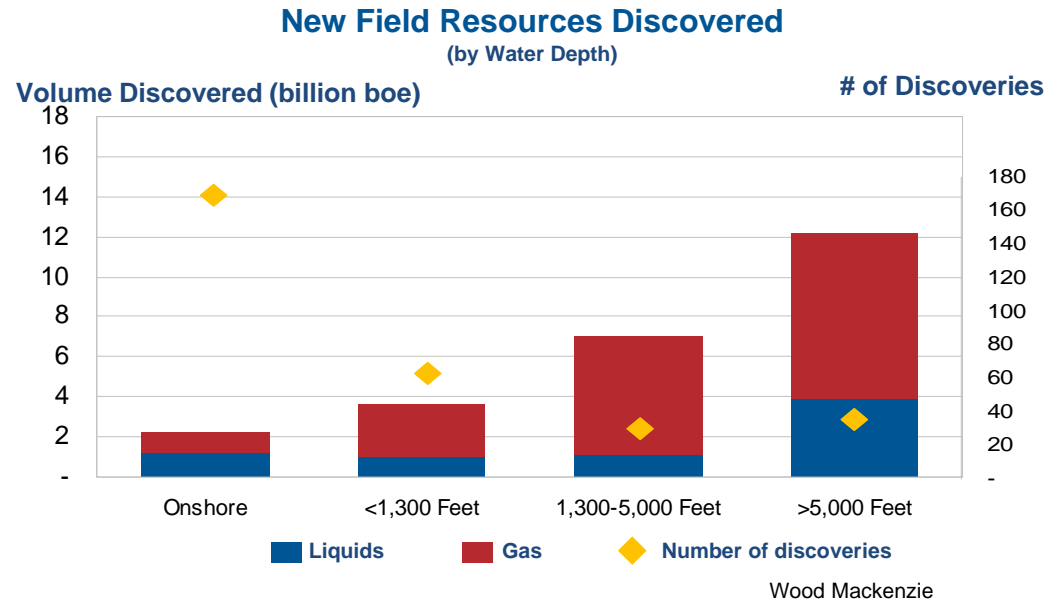
Market Overview

Ultra-Deepwater



- Exploration success indicates significant long-term ultra-deepwater demand
- Transocean's disciplined, high-return investment strategy is primarily focused on high-specification assets
- Ultra-deepwater market is oversupplied near term
 - Programs being delayed
 - Farmouts increasing
 - Fixtures for UDW rigs are now \$375K to \$500K/day depending upon specification

Note:
Represents ultra-deepwater and deepwater as classified by Wood Mackenzie, 2012



Market Overview

Other Floaters, Jackups



Deepwater



Discoverer Seven Seas

- Near-term increase in rig availability
- Market utilization 89% ⁽⁶⁾
- Weak activity
- Limited data points, but fixtures between \$300K to \$400K/day for near-term availability

Midwater



GSF Rig 140

- Strong presence in the UK and Norway sectors of the North Sea
- Market utilization 90% ⁽⁶⁾
- Near-term increase in rig availability
- Rates between \$300K to \$400K/day in the North Sea; outside U.K. rates below \$200K/day

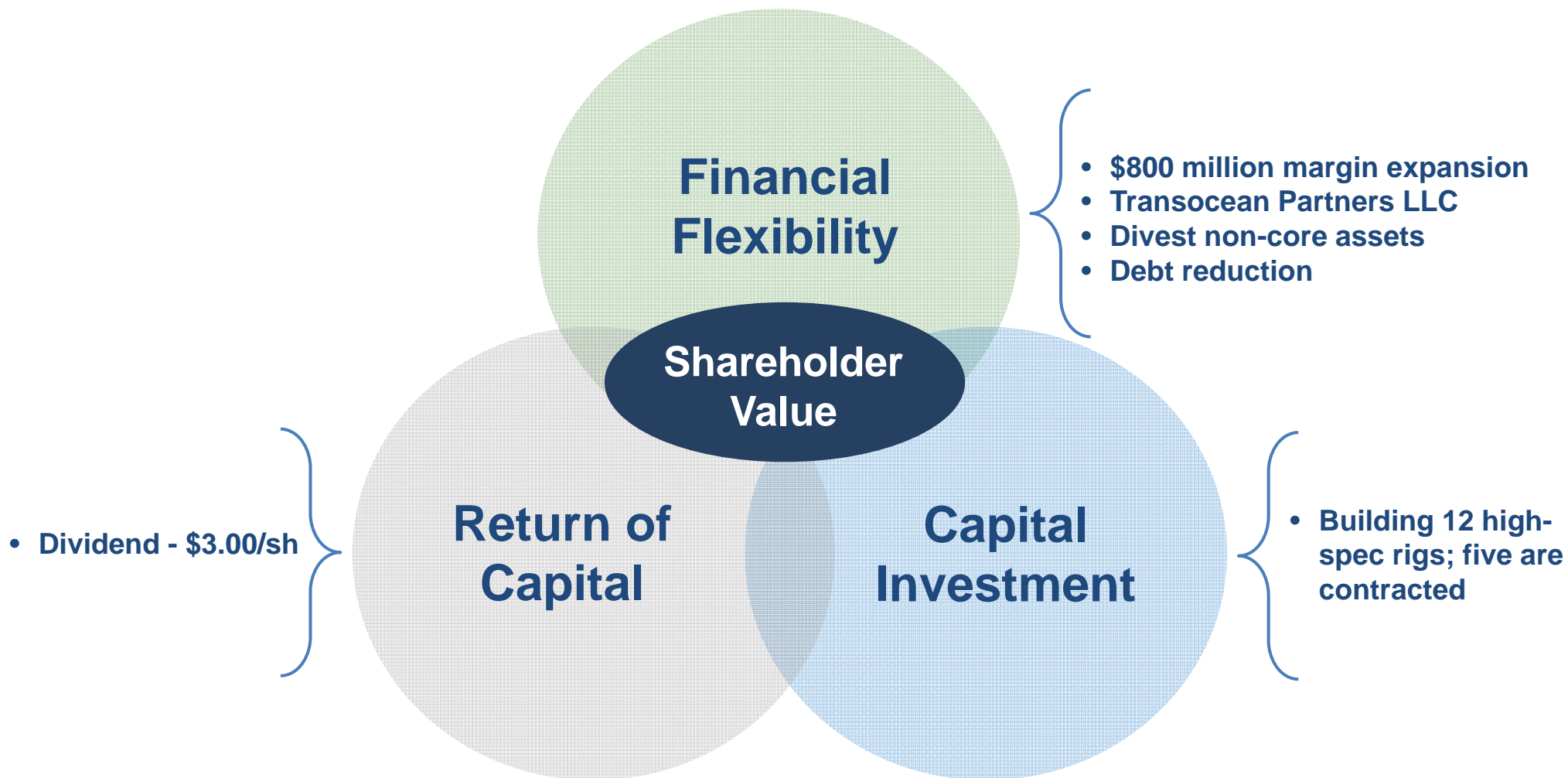
High-Spec Jackups



Transocean Honor

- Demand and dayrates are stable in the medium term
- Market utilization 96% ⁽⁶⁾
- Key demand areas are Mexico, India and Southeast Asia
- Rates \$180K to \$200K/day in U.K.; outside U.K. rates \$160K to \$180K/day

Value Creation



Financial Flexibility

Objectives



- **Manage financial exposure**
- **Sustain investment grade rating while renewing the fleet**
 - **Progress towards gross debt targets**
 - **Successfully launched Transocean Partners LLC**
- **Continue to divest non-core assets**
 - **Since 2011 have divested 64 non-core rigs; proceeds exceed \$2 billion**
 - **Creating Caledonia Offshore Drilling**
- **Improve operating performance, margins**
 - **Increase revenue efficiency**
 - **Reduce costs and out-of-service time**

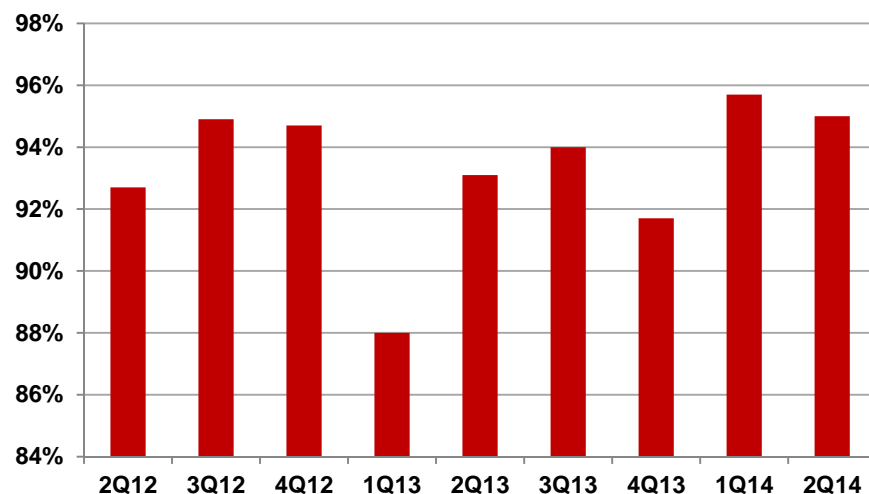
Financial Flexibility

Operating Performance

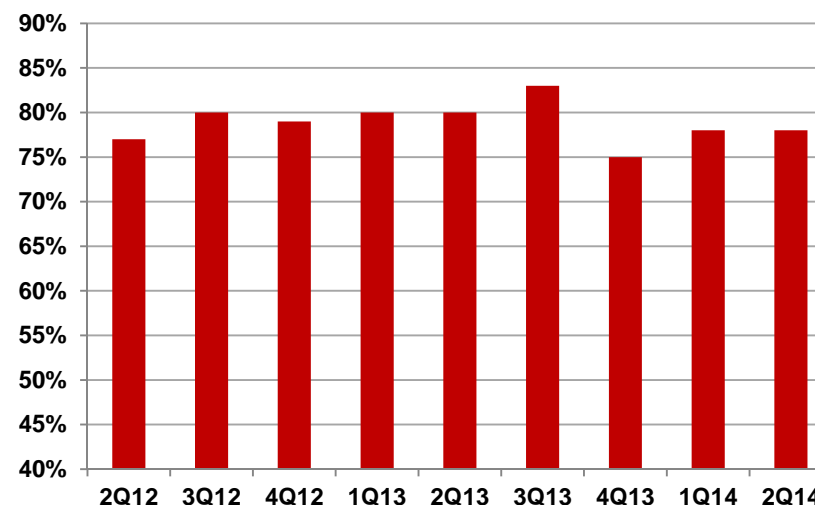


- **Revenue efficiency and utilization**

Revenue Efficiency



Utilization



- **Targeting ~\$800 million in margin improvement by year-end 2015**

- \$300 million shore-based cost reduction versus 2012 base
- \$500 million margin expansion from operational efficiencies

Financial Flexibility

Transocean Partners LLC



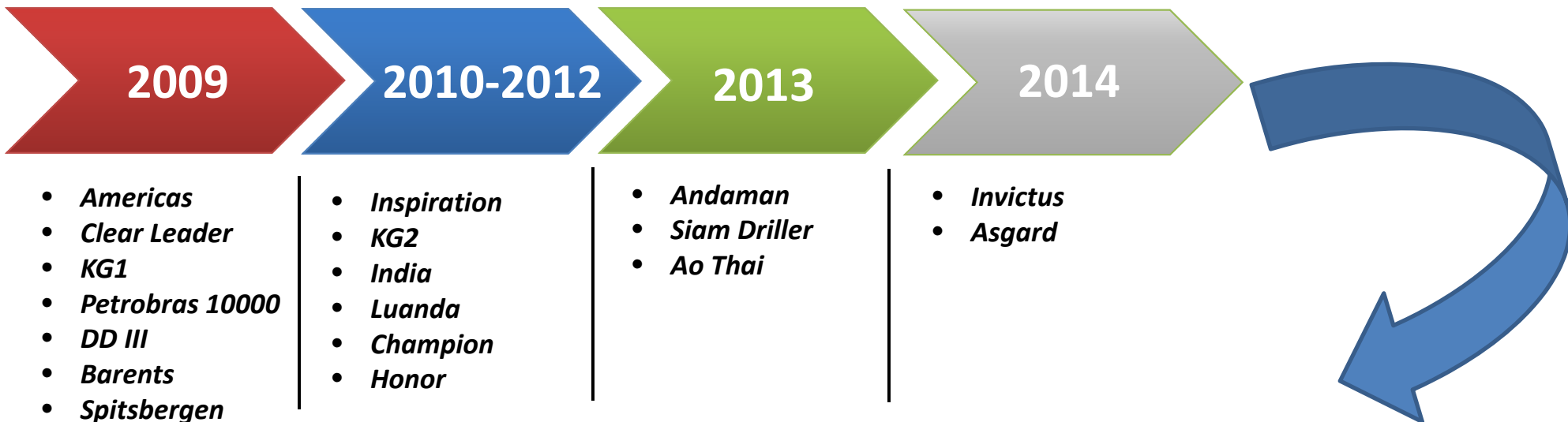
- **Successful IPO**
 - **Strong investor demand**
- **Structure permits acceleration of strategic initiatives**
 - **Transocean holds majority stake**
 - **Improves financial flexibility**
 - **Supports balance sheet objectives**
 - **Represents attractive value proposition**
 - **Proceeds allocated consistent with “balanced approach”**

Capital Investment

Newbuild Program



Completed Program: 18 High-Spec Rigs



Current Program: Seven UDW drillships, five are contract-backed; five high-specification jackups



* Expected contract commencement dates, except JSPL drillships are approximate shipyard delivery dates

Capital Investment

High-Grading of Fleet

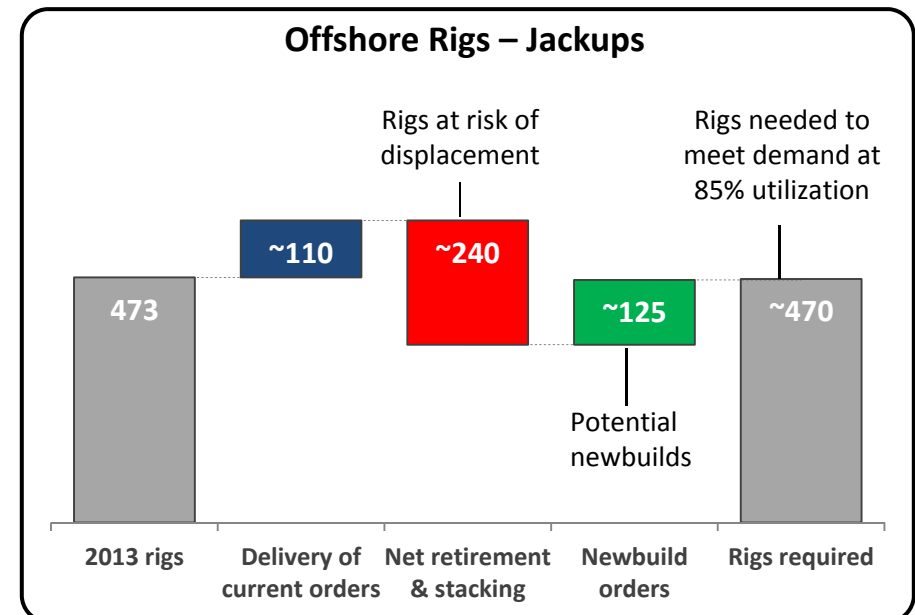
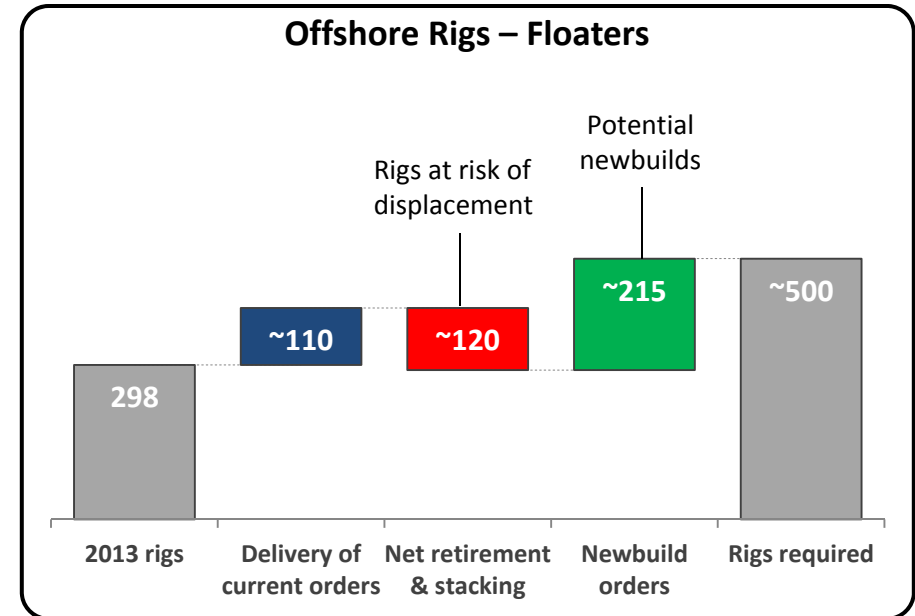


• Floaters

- Long-term growth in deepwater
- Lower spec rigs at risk
- 160 floaters are 30+ years old
- Customers prefer high-spec rigs - perceived to be more reliable and have better performance

• Jackups

- 216 jackups are 30+ years old
- Customers actively replacing lower-spec rigs
- Attrition/stacking



- **Strategic imperative to high-grade the fleet through consistent investment in high-specification floaters and jackups**
 - **Fleet renewal options include**
 - **Acquire existing, high-specification rigs**
 - **Build high-specification, contract-backed rigs**
 - **Build high-specification rigs on a speculative basis**
 - **Will remain highly disciplined**
 - **Returns exceed cost of capital**
 - **Contribution accretive to margins**

Capital Investment

Fleet Profile



Current Fleet					
		Existing	Under construction	Total	
Floaters	Ultra-deepwater	29	+7	36	
	Deepwater	12		12	
	Midwater	21		21	
	Harsh Environment	7		7	
Jack-ups	High-Spec Jackups	10	+5	15	
Total	Total Floaters	69	+7	76	84%
	Total Jackups	10	+5	15	16%
	Total Fleet			91	100%

Future Fleet	
Ultra-deepwater	~50%
Deepwater	
Midwater	
Harsh Environment	~10%
High-Spec Jackups	~40%
Total Floaters	~60%
Total Jackups	~40%
Approximate EBITDA Contribution Margin:	
Floaters:	~75%
Jackups:	~25%

Capital Investment

Execution



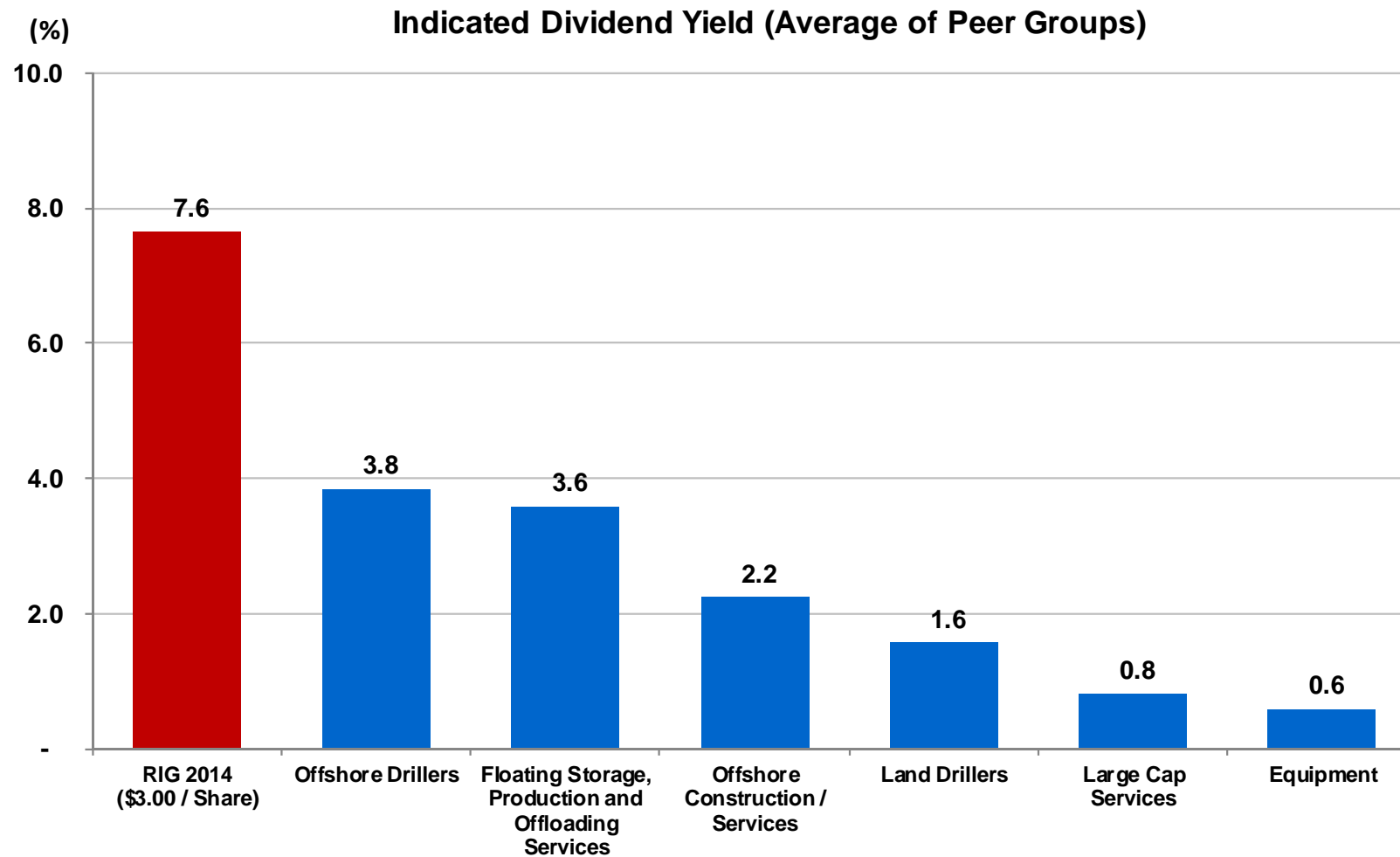
- **Average annual capital investment to renew fleet estimated @ ~\$1.5-\$2.0 billion**
 - Will be opportunistic
 - Investment will likely vary year to year
- **Funding sources include**
 - Operating cash flow
 - Transocean Partners LLC
 - Asset sales
 - Divest non-core assets by 2018

Return of Capital

Dividends



- **Dividend yield is very competitive**



Source: Bloomberg 8/18/14

Norway Tax Cases

- **Criminal trial – Favorable court ruling July 2014; all defendants acquitted of all five charges; prosecution authorities filed appeal on three charges**
- **Dividend civil case – Norwegian District Court ruled partially in favor of State in June 2014; waived all interest and penalties; imposed income tax. Will appeal**
- **Arcade civil case – Norwegian District Court overturned tax assessment; State filed appeal – scheduled for Appeals Court October 2014**
- **Believe our tax returns are materially correct as filed; will continue to contest contrary assertions**

Macondo

- **Civil and criminal settlement agreements reached with DOJ comprising \$1.4B paid over five years**
 - **Phase 1 of trial concluded 4/17/13**
 - **Phase 2 of trial concluded 10/17/13**

Key Investment Highlights



- **We are delivering on our commitment to create value**
 - **Improving financial flexibility**
 - **Executing plan to high-grade the fleet**
 - **Returning excess cash to shareholders**
 - **To the extent possible, reducing uncertainties the company faces**
- **Transocean is well positioned to capitalize on global opportunities**



Transocean Ltd.

Simmons Energy Conference
August 28, 2014

- (1) As of August 21, 2014. Floater classifications are by water depth as described in the Fleet Status Report. Harsh Environment Floaters are included in the appropriate water depth classification. Rig count associated with continuing operations is 79, plus 12 newbuilds. Rigs Under Construction are inclusive of rigs to be accepted by the customer subsequent to August 21, 2014. “Idle” and “Stacked” rig classifications are as described in the Fleet Status Report.
- (2) Excludes submersible rigs and rigs held for sale.
- (3) Excludes tender rigs.
- (4) Calculated by multiplying the contracted operating dayrate by the firm contract period for the remainder of 2014 and future periods as of the Fleet Status Report issued July 16, 2014, for continuing operations only. Firm commitments are represented by signed drilling contracts or, in some cases, by other definitive agreements awaiting contract execution. Our contract backlog is calculated by multiplying the full contractual operating dayrate by the number of days remaining in the firm contract period, excluding revenues for mobilization, demobilization and contract preparation or other incentive provisions, which are not expected to be significant to our contract drilling revenues. The contractual operating dayrate may be higher than the actual dayrate we receive or we may receive other dayrates included in the contract, such as a waiting-on-weather rate, repair rate, standby rate or force majeure rate. The contractual operating dayrate may also be higher than the actual dayrate we receive because of a number of factors, including rig downtime or suspension of operations. In certain contracts, the dayrate may be reduced to zero if, for example, repairs extend beyond a stated period of time.
- (5) The committed fleet rate is defined as one minus the uncommitted fleet rate, which is the number of uncommitted days divided by the total number of rig calendar days in the measured period, expressed as a percentage. An uncommitted day is defined as a calendar day during which a rig is idle or stacked, is not contracted to a customer and is not committed to a shipyard. The rate is as of July 16, 2014.
- (6) Data from IHS-Petrodata as of August 18, 2014. High-Specification Jackups are defined as competitive, independent cantilever rigs with water depths of 350’ and greater.
- (7) This presentation is unaudited.