



# Transocean Ltd.

NYSE: RIG

June 2025

# LEGAL DISCLAIMER

- Forward-Looking Statements
- The statements described herein that are not historical facts are forward-looking statements within the meaning of Section 27A of the Securities Act of 1933, as amended, and Section 21E of the Securities Exchange Act of 1934, as amended. These statements could contain words such as "possible," "intend," "will," "if," "expect," or other similar expressions.
- Forward-looking statements are based on management's current expectations and assumptions, and are subject to inherent uncertainties, risks and changes in circumstances that are difficult to predict. As a result, actual results could differ materially from those indicated in these forward-looking statements. Factors that could cause actual results to differ materially include, but are not limited to, estimated duration of customer contracts, contract dayrate amounts, future contract commencement dates and locations, planned shipyard projects and other out-of-service time, sales of drilling units, timing of the company's newbuild deliveries, operating hazards and delays, risks associated with international operations, actions by customers and other third parties, the fluctuation of current and future prices of oil and gas, the global and regional supply and demand for oil and gas, the intention to scrap certain drilling rigs, the success of our business following prior acquisitions, the effects of the spread of and mitigation efforts by governments, businesses and individuals related to contagious illnesses, and other factors, including those and other risks discussed in the company's most recent Annual Report on Form 10-K for the year ended December 31, 2024, and in the company's other filings with the SEC, which are available free of charge on the SEC's website at: [www.sec.gov](http://www.sec.gov). Should one or more of these risks or uncertainties materialize (or the other consequences of such a development worsen), or should underlying assumptions prove incorrect, actual results may vary materially from those indicated or expressed or implied by such forward-looking statements. All subsequent written and oral forward-looking statements attributable to the company or to persons acting on our behalf are expressly qualified in their entirety by reference to these risks and uncertainties. You should not place undue reliance on forward-looking statements. Each forward-looking statement speaks only as of the date of the particular statement, and we undertake no obligation to publicly update or revise any forward-looking statements to reflect events or circumstances that occur, or which we become aware of, after the date hereof, except as otherwise may be required by law. All non-GAAP financial measure reconciliations to the most comparative GAAP measure are displayed in quantitative schedules on the company's website at: [www.deepwater.com](http://www.deepwater.com).
- This presentation, or referenced documents, do not constitute an offer to sell, or a solicitation of an offer to buy, any securities, and do not constitute an offering prospectus within the meaning of the Swiss Financial Services Act ("FinSA") or advertising within the meaning of the FinSA. Investors must rely on their own evaluation of Transocean and its securities, including the merits and risks involved. Nothing contained herein is, or shall be relied on as, a promise or representation as to the future performance of Transocean.

# INVESTMENT THESIS

## ATTRACTIVE EXPOSURE TO GLOBAL OFFSHORE DRILLING INDUSTRY



### Hydrocarbon Demand

- Access to affordable, reliable, and secure energy sources is essential to global economic growth and prosperity
- Volumetric demand for hydrocarbons will increase with global population growth and attendant economic development, even in the context of a slow decline in the total energy market share of oil and natural gas



### Favorable Market Dynamics

- Increasing focus by our customers on their offshore assets
- Constructive rig supply and demand supports continued dayrate accretion, with leading edge ultra-deepwater dayrates expected to continue to exceed \$500k/d in the long term



### Portfolio of Premier Assets

- Transocean owns and operates a young fleet of the highest specification floating drilling rigs in the industry – typically demanding the highest dayrates in an upcycle and highest utilization throughout the entire cycle
- High-quality stacked rigs imply considerable revenue and earnings growth potential



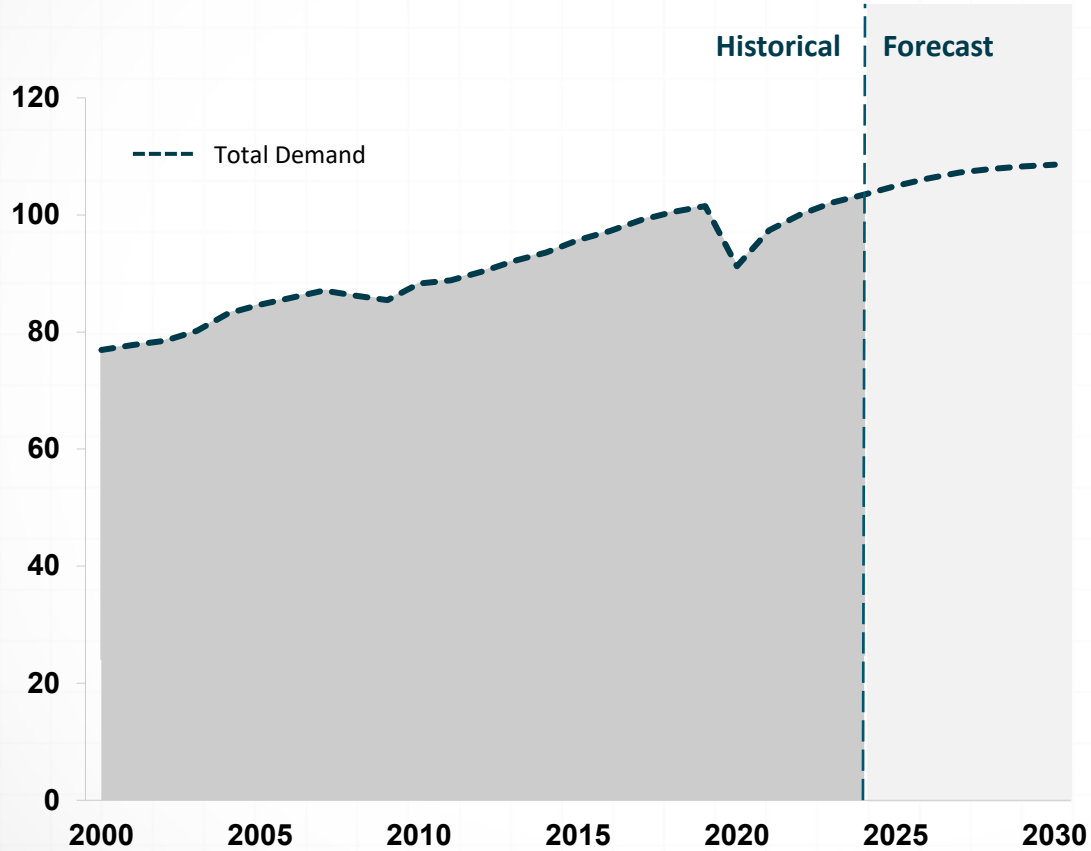
### Value Creation

- In addition to our strong backlog, we have considerable cash flow generating potential as dayrates and contract terms continue to improve
- All else being equal, share price appreciation will result from continued drilling market improvement and as the Company executes its plan to improve its balance sheet and maximize free cash flow to equity

# DEEPWATER GROWTH NEEDED TO SUPPORT PROJECTED OIL DEMAND

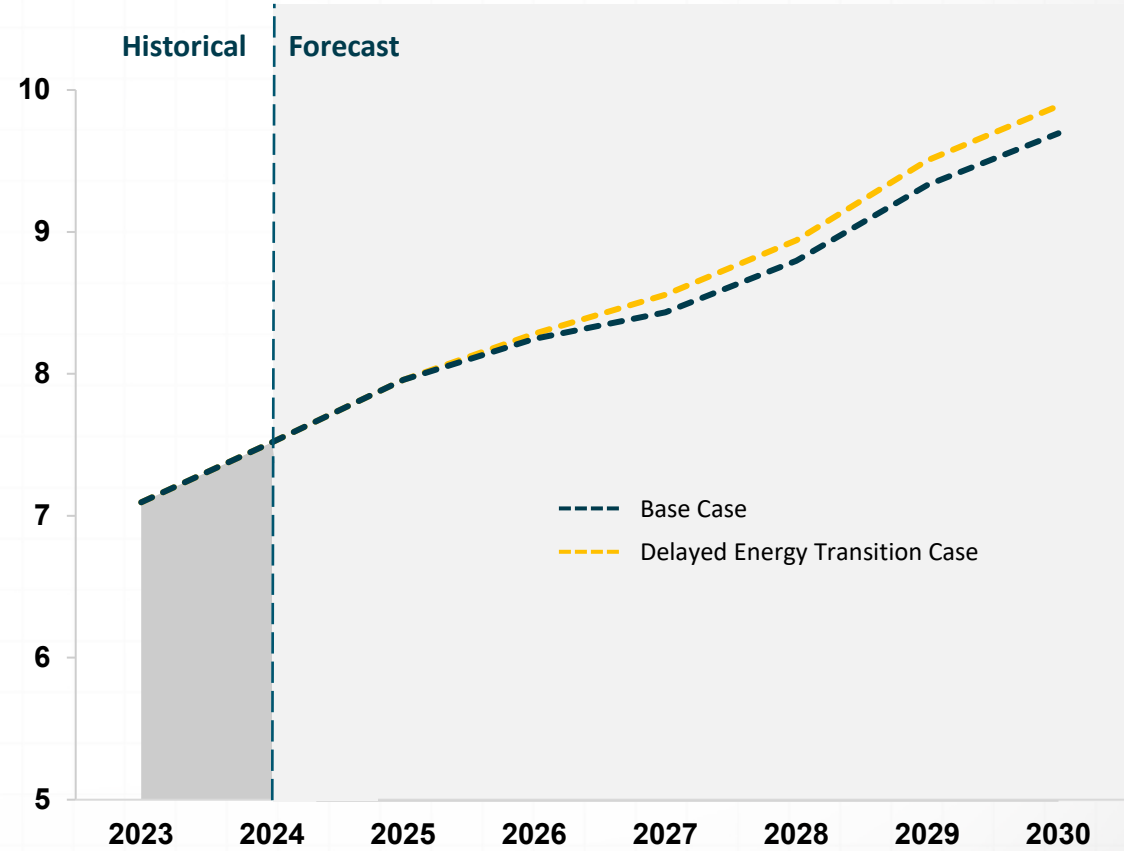
## Global Oil Demand

~ in mbbld



## Oil Requirements from Deepwater

~ in mbbld

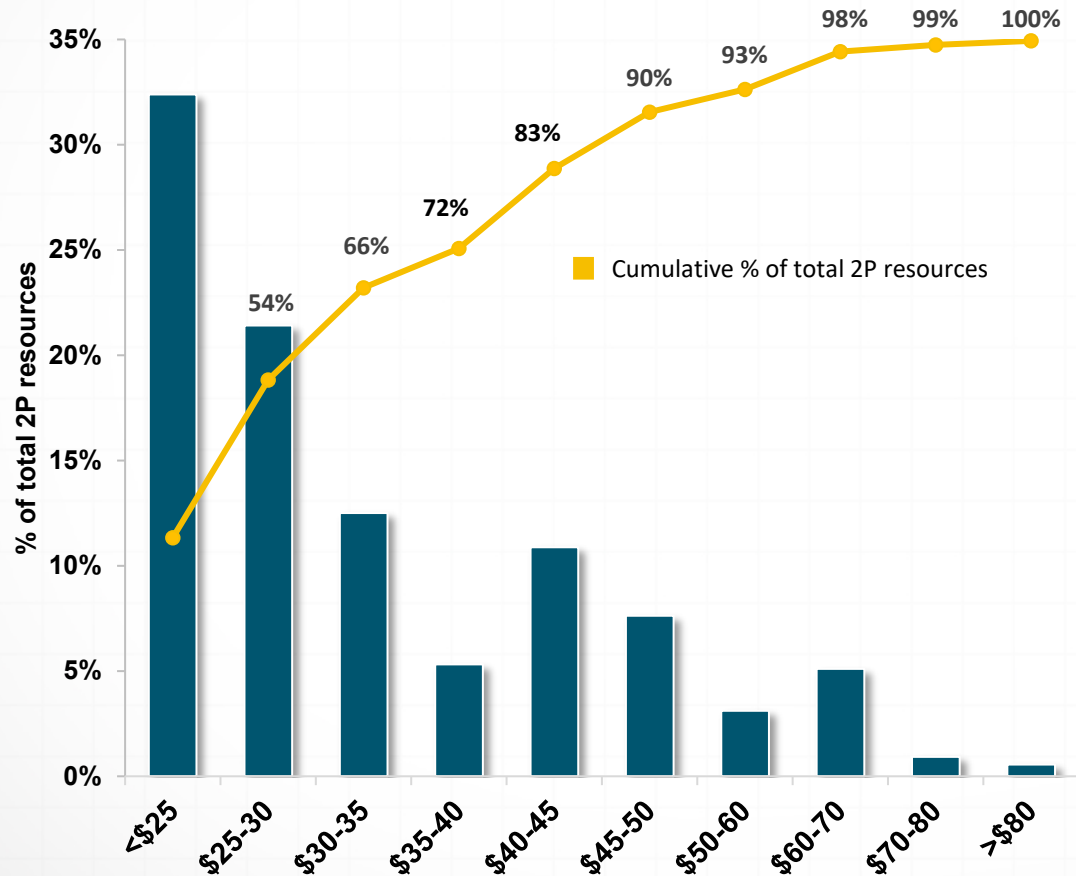


# DEEPWATER ECONOMICS REMAIN ATTRACTIVE FOR PROJECT SANCTIONING

## Deepwater 2P Breakevens

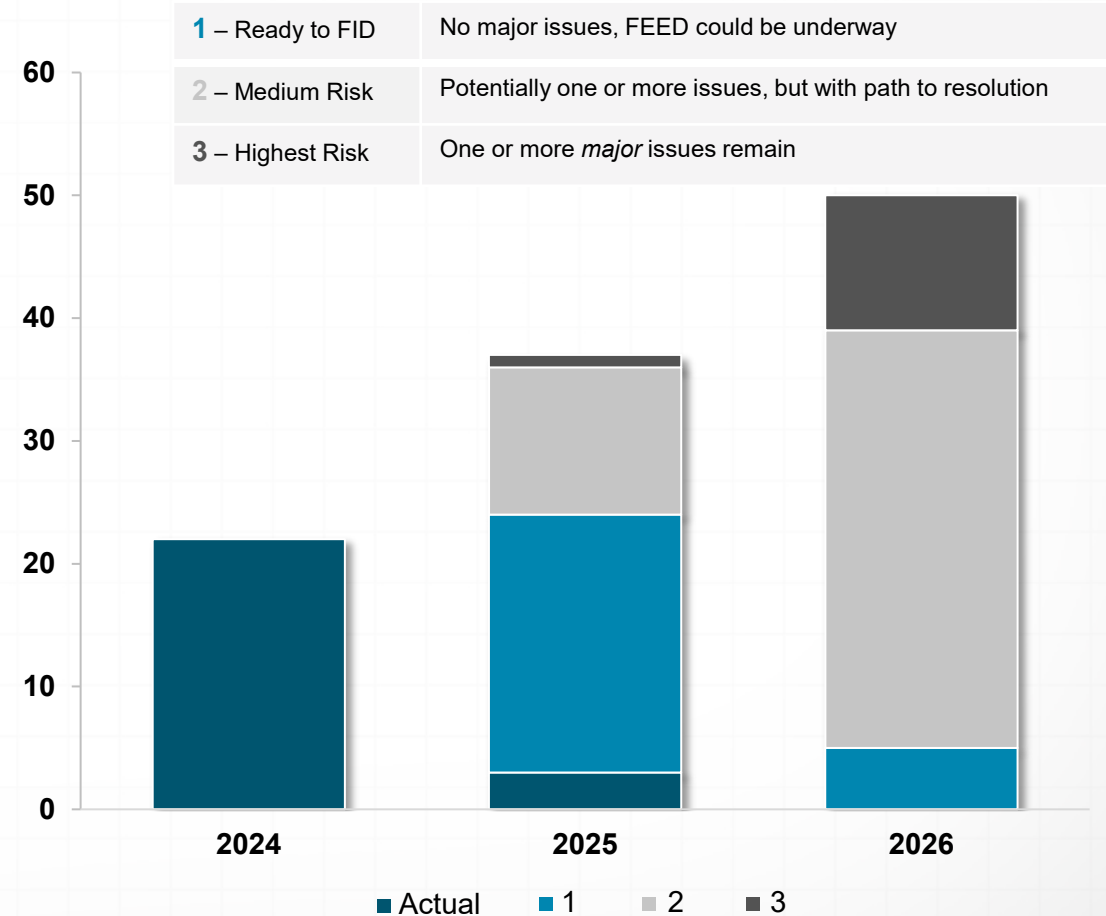
~ in mbbld

2P is the sum of Proved (P90) and Probable (P50) Reserves



## FID Tracker Outlook By FID Readiness<sup>1</sup>

Number of FIDs in dataset<sup>2</sup>



1. FID readiness is an analyst scoring system using FEED dates, economics, regulatory, financing and other project considerations

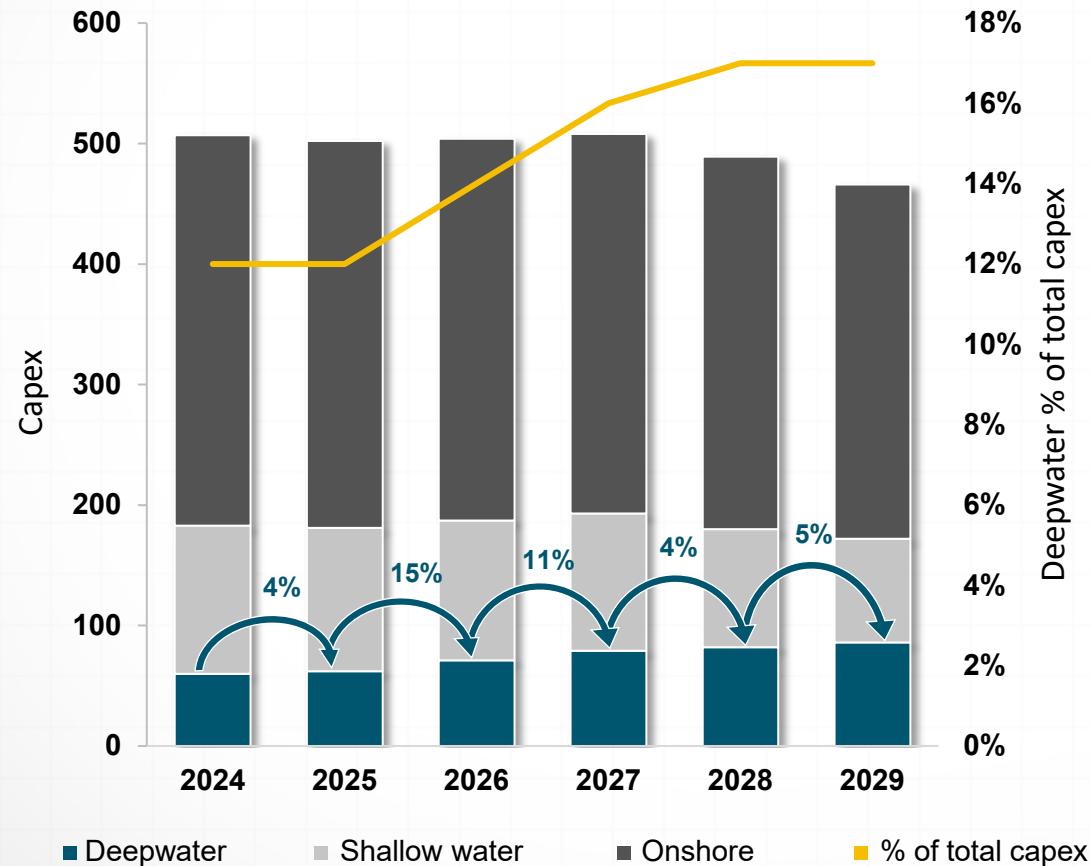
2. Dataset only includes projects with reserves over 50 mmbbl

Source: Wood Mackenzie

# DEEPWATER INVESTMENT SET TO GROW AS TOTAL UPSTREAM INVESTMENT REMAINS FLAT

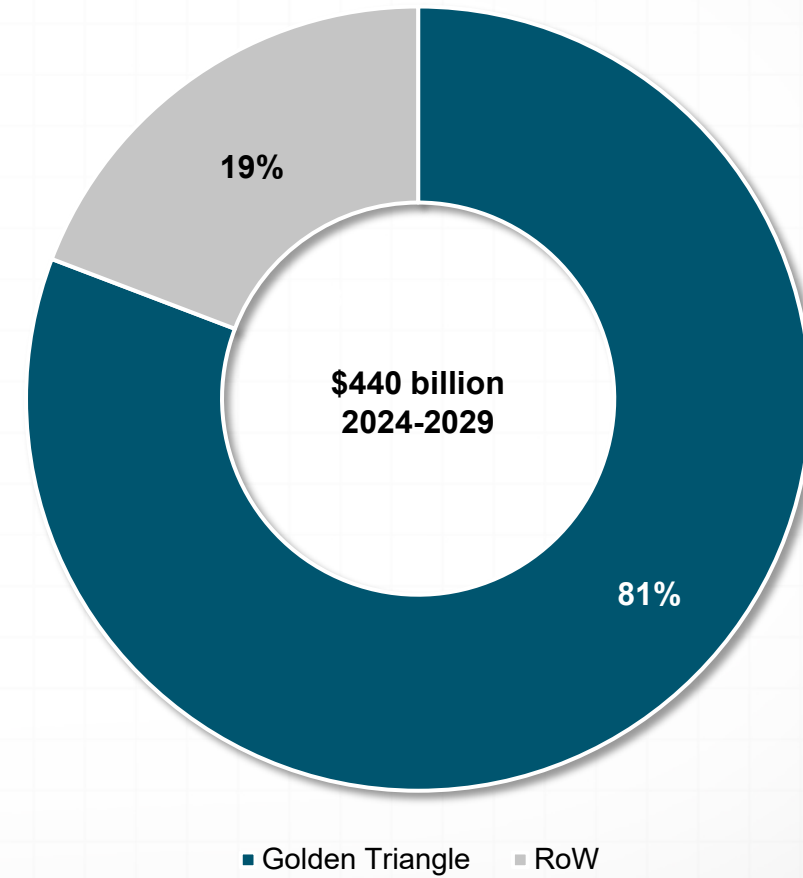
Global Oil and Gas Capex By Supply Segment

USD billion, nominal



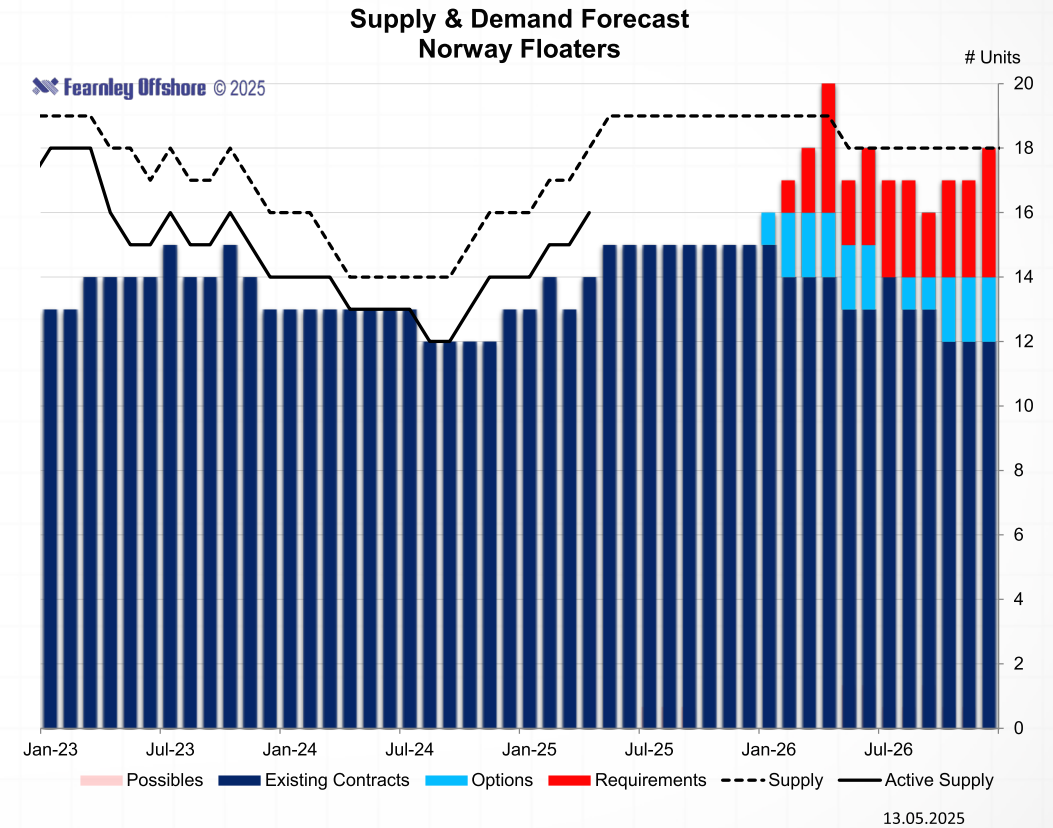
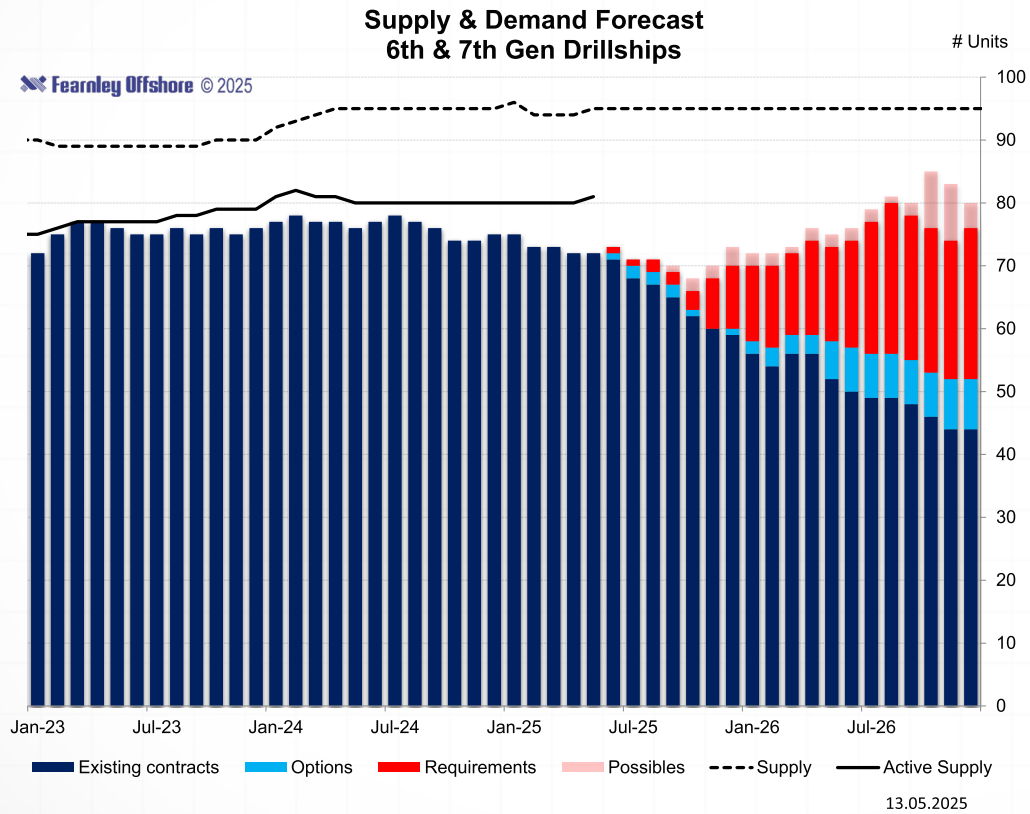
Deepwater Upstream Capex By Location

USD billion, nominal



Source: Wood Mackenzie

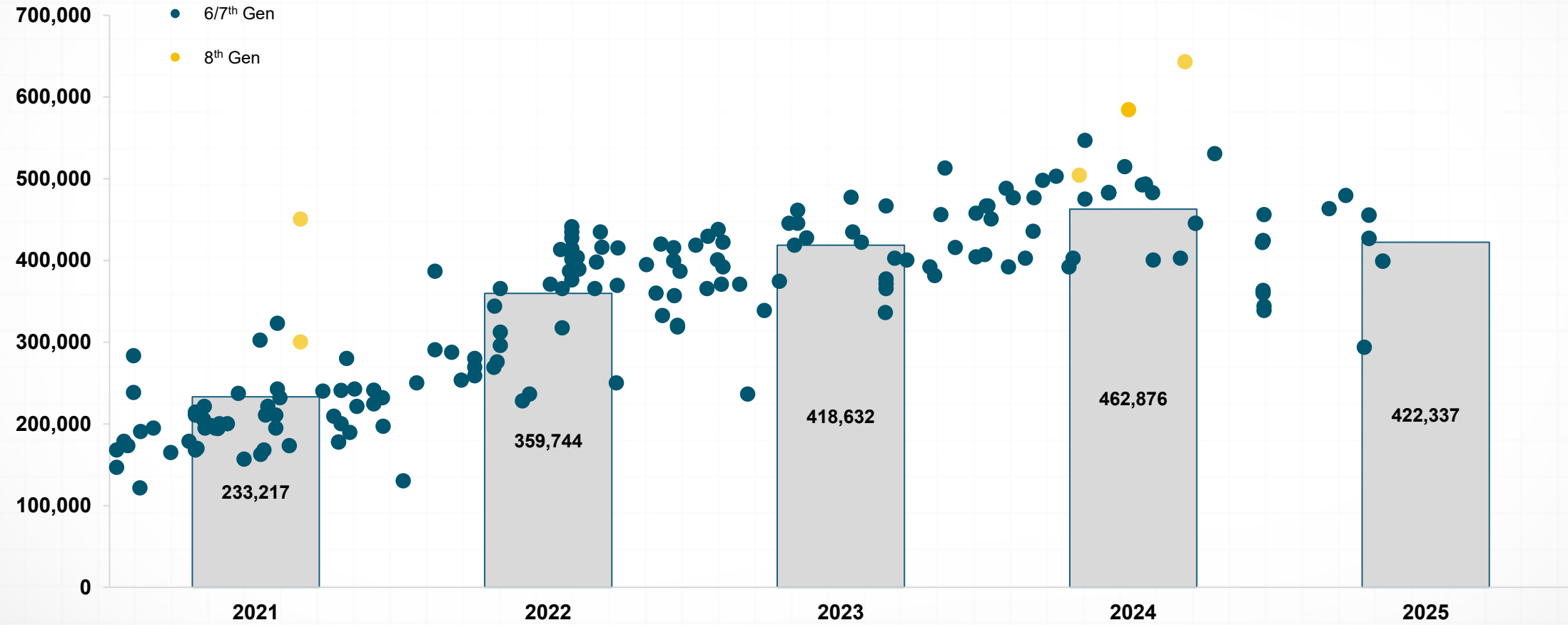
# HARSH ENVIRONMENT SEMI DEMAND REMAINS STRONG AS DRILLSHIP DEMAND STRENGTHENS IN 2026



# FAVORABLE DAYRATE PROGRESSION

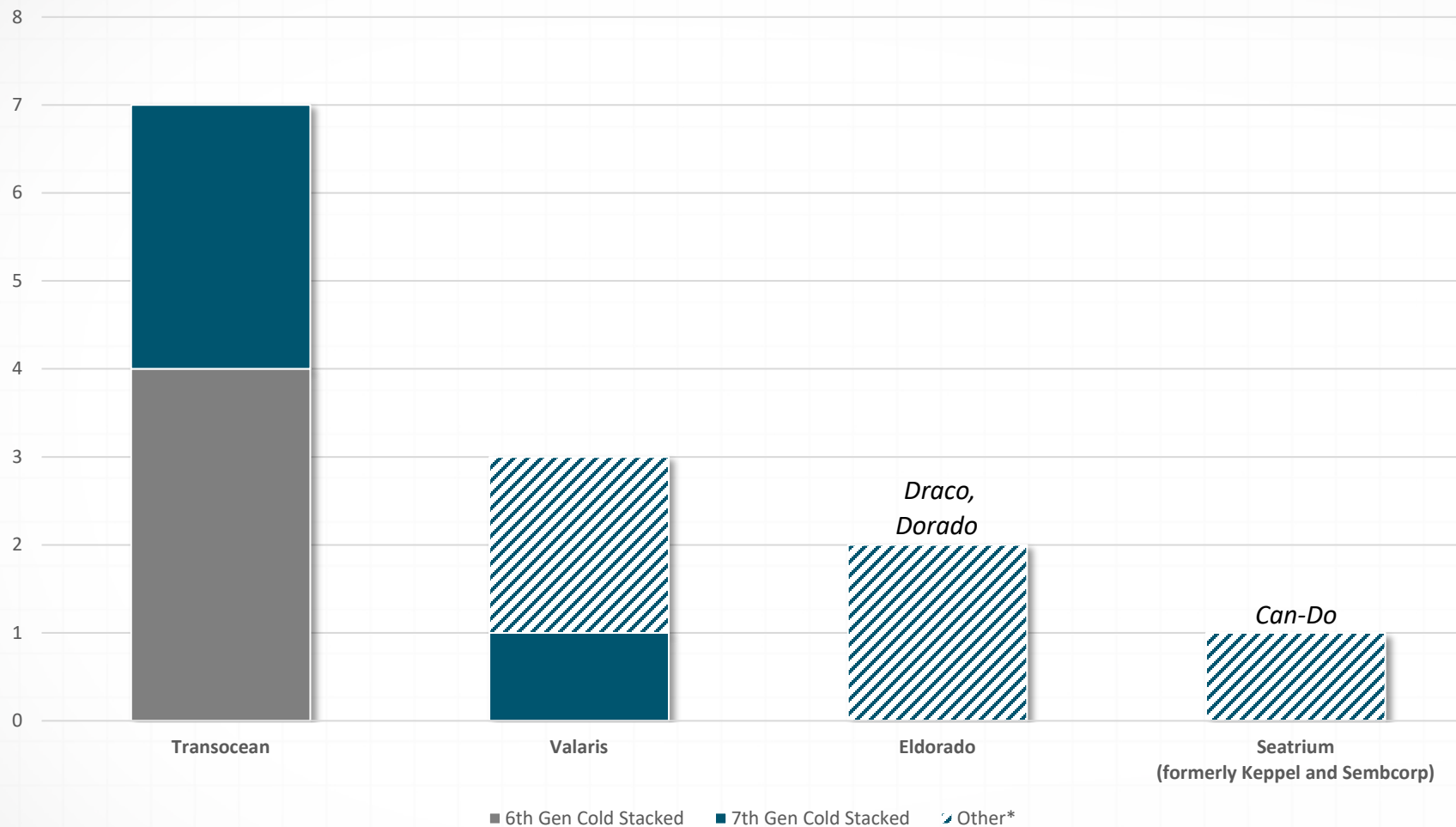
## Global Drillship Dayrate Fixtures & Average Annual Dayrates<sup>1</sup>

Dayrate (\$/d)



1. Excludes fixed priced options  
Source: Westwood RigLogix, Wood Mackenzie

# LIMITED INCREMENTAL 6<sup>TH</sup> & 7<sup>TH</sup> GEN DRILLSHIP SUPPLY



Transocean provides superior value proposition:

- Seven cold-stacked UDW ships available
- Estimated cost to bring cold-stacked units to market: \$75-150M
- Estimated cost to purchase and deliver stranded shipyard assets: \$300-500M
- Newbuilds expected to cost \$1.0B+ with minimum 5-year lead time


\* Includes under construction and recently delivered newbuilds  
Source: Spinergie, Transocean



# CURRENT GLOBAL OPERATIONS




### 32 Rigs



**Ultra-Deepwater**

- 17 Active
- 7 Cold Stacked



**Harsh Environment**

- 7 Active
- 1 Cold stacked

# OUR LEADERSHIP POSITION

Pure Play Floater Fleet Positioned to Capitalize Through Upcycle

FLOATERS

**32**

100% UDW & HE

BACKLOG

**\$7.9 B**

As of April 16, 2025

TOTAL LIQUIDITY

**\$1.3 B**

As of March 31, 2025

UTILIZATION

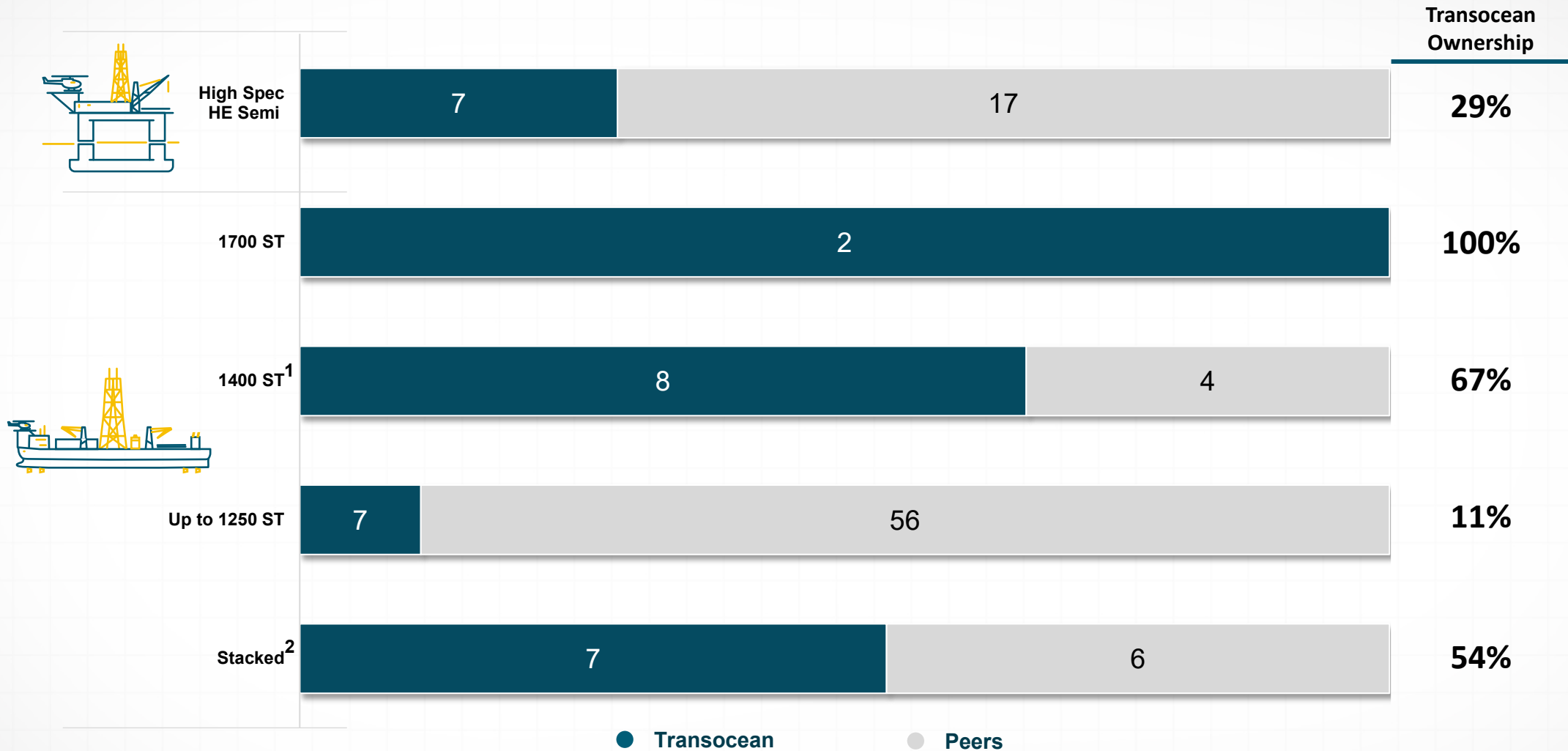
**96%**

Active fleet utilization for 2025



1. Based on 6/7G drillship fleet; Includes stranded newbuilds

# TRANSOCEAN OWNS THE HIGHEST SPECIFICATION FLEET

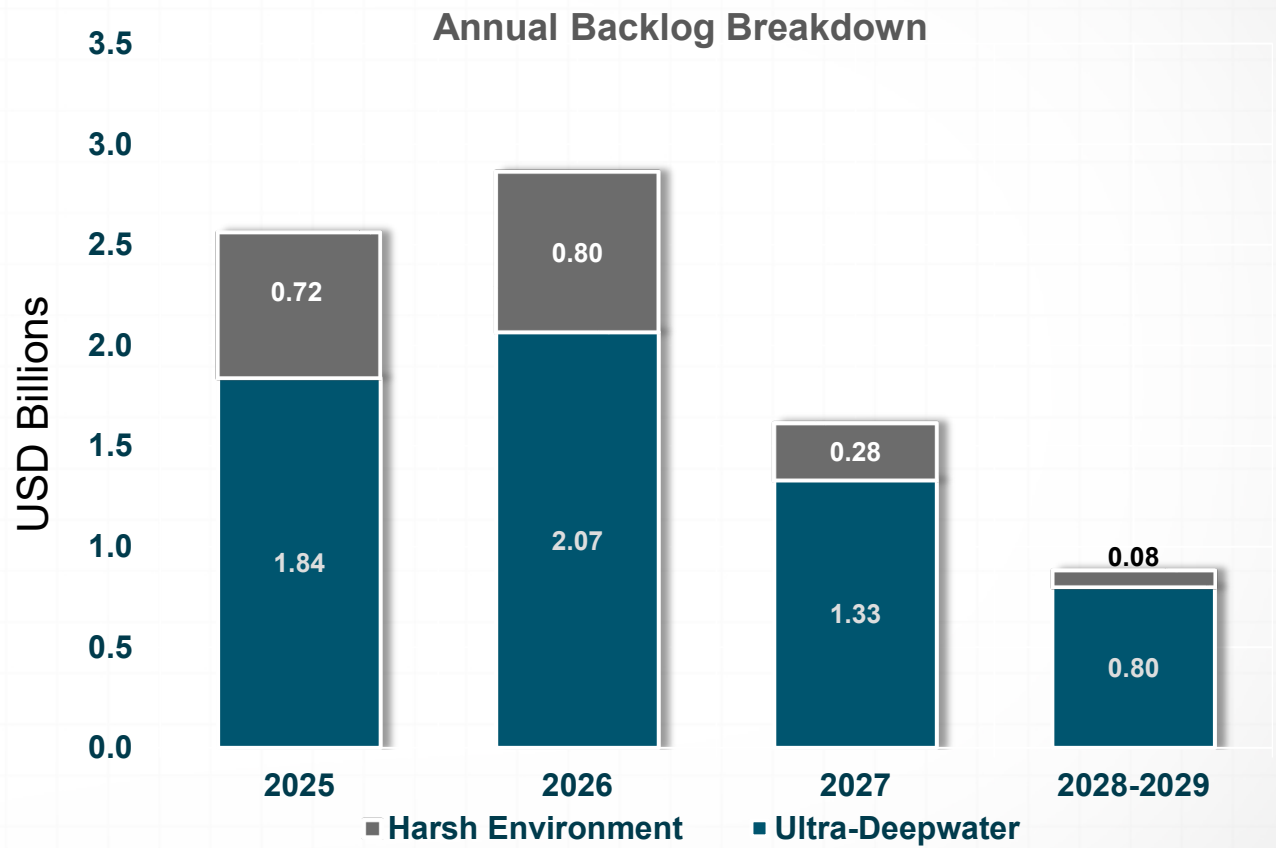
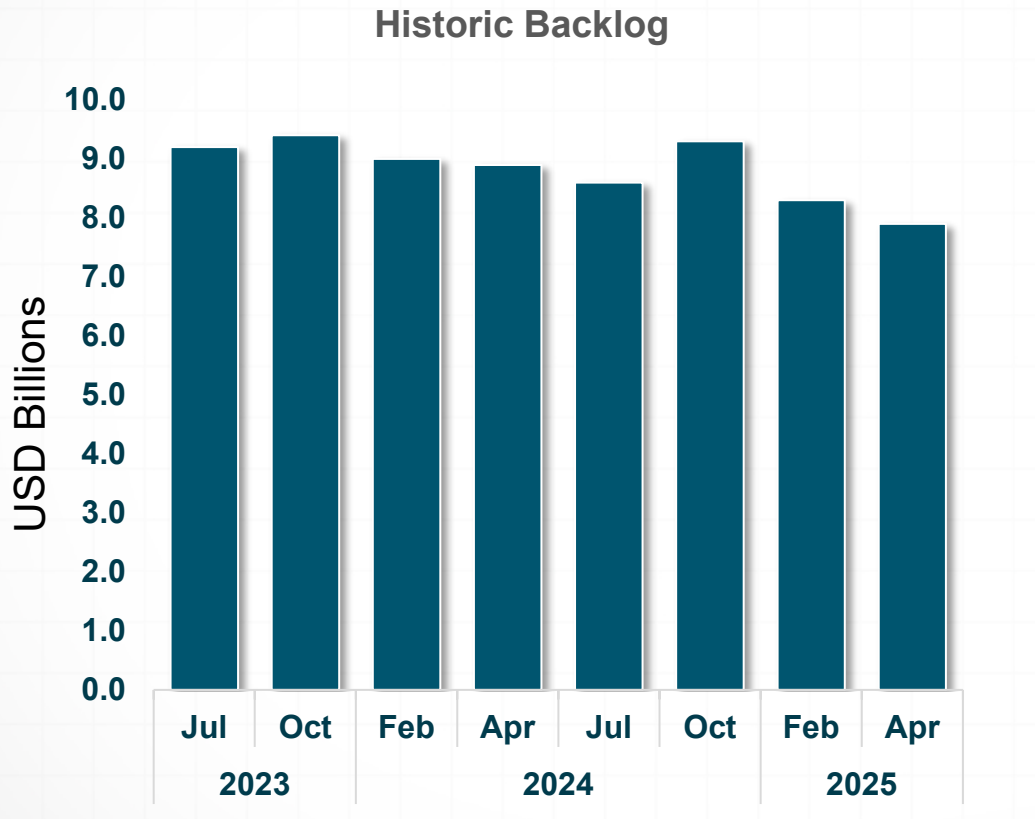


1. Includes dual activity, globally marketed assets

2. Includes "stranded" and recently delivered uncontracted newbuilds

# TRANSOCEAN'S INDUSTRY-LEADING BACKLOG

Approximately \$7.9 Billion Contract Backlog <sup>1,2</sup>



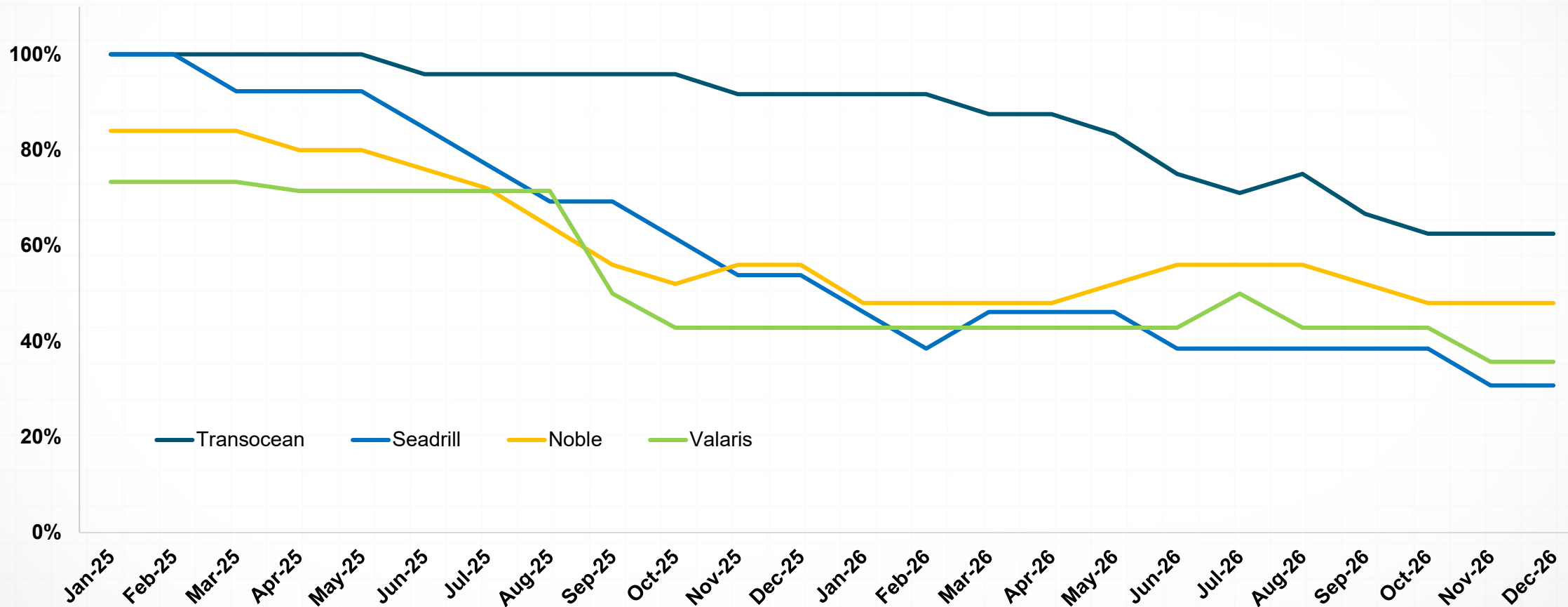
1. As of April 16, 2025  
 2. Contracted operating dayrate multiplied by the firm contract duration for future period

# EXCEPTIONAL CONTRACT VISIBILITY

## TRANSOCEAN CONTINUES TO OUTPERFORM PEERS

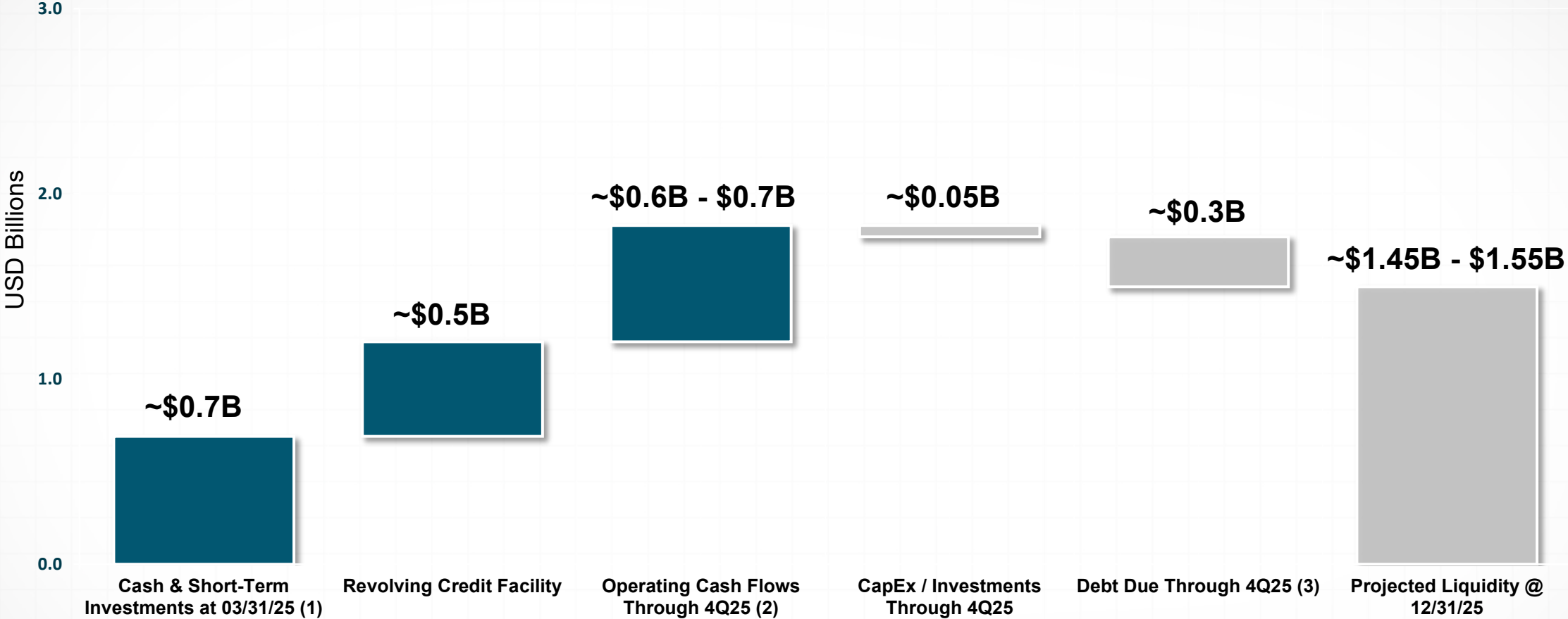
Future committed floater utilization

Percent (%)



Source: As most recent FSR filings (through 5/12/2025)

# PROJECTED LIQUIDITY



- 1. Includes restricted cash.
- 2. Excludes speculative reactivations
- 3. Non-exchangeable debt maturities are assumed to be retired with cash on hand.
- 4. Liquidity as communicated on the First Quarter 2025 Earnings Conference Call held April 29<sup>th</sup>, 2025

# INVESTING IN A PROSPEROUS FUTURE

WE CONTINUE TO INVEST IN TECHNOLOGIES THAT ENHANCE OUR OPERATIONAL PERFORMANCE AND FURTHER DIFFERENTIATE OUR FLEET

## DIGITAL TRANSFORMATION

We have continuously invested in the digitization of our operational procedures and activities, transforming Transocean and the industry

SEA



Control of Work



OPS



Worksight



DARIC



## INTELLIGENT TECHNOLOGIES

New technology including industrial robotics and automation extends our ability to consistently deliver safe, reliable, and increasingly efficient operational performance

Riser Robotics



Inteliwell®



HaloGuard™



K-BOS



Rotary Multi-tool



# FIRST PRIORITY: STRENGTHEN THE BALANCE SHEET

## INITIALLY, THE MOST EFFICIENT RESTORATION OF VALUE TO EQUITY HOLDERS

- **We believe that the cash flow-generating capability of our high-specification rig fleet can support full-cycle leverage of \$4 - \$4.5 billion, approximately 3x mid-cycle EBITDA. This implies a mid-BB corporate credit rating. As we approach this near-term debt level, the distribution of cash to shareholders can be considered**
- **We will continue to de-lever and simplify our balance sheet over time through a combination of actions**
  - Scheduled amortization and debt maturities of ~\$1.1B between 2025 – 2026
  - Leading UDW dayrates are at levels that support “organic” deleveraging
- **In addition to investing in our business, we will continue to pursue opportunistic liability management actions, using the various tools available to us, including**
  - Open market repurchases of debt, tender offers, exchanges
  - Deleveraging, strategic consolidation
  - Equity-linked transactions

# INVESTMENT SUMMARY

**As the industry leader, Transocean is the ideal vehicle for investing in the high-specification segments of the floater market.**

- Industry's largest and highest specification fleet of floating drilling rigs offers the most organic growth potential and consistently commands the highest dayrates and term through the cycles as scarcity increases
- In the vanguard of deploying innovative technologies that enhance safety, reliability and efficiency in the offshore energy industry
- \$7.9B backlog provides visibility into future cash flows to create value for our shareholders through deleveraging and investment in the fleet
- Has well-articulated plan to improve the flexibility and quality of the balance sheet to maximize shareholder value, ultimately to distribute free cash flow to shareholders



# Transocean Ltd.

NYSE: RIG

June 2025